

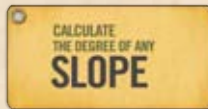
## TruPulse® Laser Series

**Measure Faster.**  
**Measure Easier.**  
**Measure Safer.**

The TruPulse® series has measurement capabilities that go far beyond just capturing a range. They make field measurements possible where other alternative tools and methods fall short.

- All TruPulse models can measure distance, inclination and heights
- The 360° additionally measures azimuth and remote span values
- The 360° R does it all and it's rugged and waterproof

All shots and onboard measurement solutions automatically download through a serial or Bluetooth® com port, making GPS and software integration a breeze. Simply put, there is nothing else on the planet that can match the TruPulse's size, price and overall functionality.



### In-Scope Data Display

Easily see your target with the 7 X magnification and large, crystal-clear optics. Navigate through menus and view all your data right in the scope.



### Adjustable Eye Relief & LCD Focus

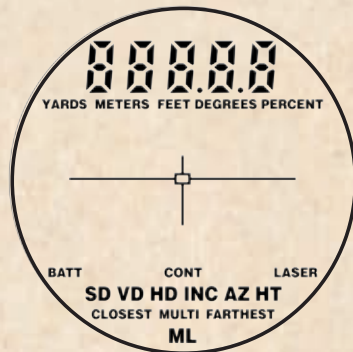
Allows you to wear eye/sunglasses and still have a clear view of your target. Adjust the in-scope data focus when aiming at varying distances.

### TruTargeting Technology

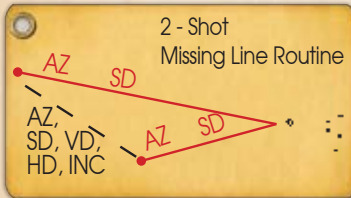
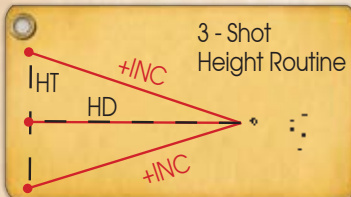
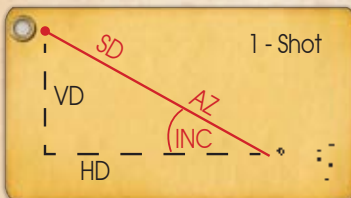
Acquires a measurement to small and dark targets from distances that other lasers cannot even recognize. Always get the best possible accuracy and know instantly when it's achieved.

## TruPulse® Laser Series

- Units: Feet, Meters, Yards, Degrees & Percent
- Targeting Modes: Closest, Farthest, Continuous and Filter/Reflector
- Onboard solutions: Height (HT) and Missing Line (ML)



LCD Menu and Data Display



Measured

Calculated

HD = Horizontal Distance  
SD = Slope Distance  
VD = Vertical Distance  
HT = Height  
INC = Inclination  
AZ = Azimuth

## Hardware Specifications

	TruPulse 200/360°	TruPulse 360° R
Weight:	220 g (8 oz)	385 g (13.6 oz)
Size:	12 x 5 x 9 cm (5 x 2 x 3.5 in)	13 x 5 x 11 cm (5.2 x 2.1 x 4.5 in)
Environmental:	IP54	IP56
Battery Type:	(2) AA or (1) CRV3	1 CR 123A
Battery Life:	Minimum 8 hours continuous use	
Power:	3.0 volts DC nominal	
Eye Safety:	FDA Class 1 (CFR 21)	
Temperature:	-20° to 60° C (-4° to 140° F)	
Optics:	7X magnification with field of view: 100 m @ 915 m away (330 ft @ 3,000 ft)	
Display:	In-scope LCD	
Communication:	RS232 Serial port: All Models Bluetooth®: TruPulse 200B, 360B, 360R	
Mount:	Monopod/tripod (1/4 in-20 female thread)	
Measurement Range:	Max to non-reflective targets: 1,000 m (3,280 ft) Max to reflective targets: 2,000 m (6,560 ft) Minimum range: 0.0 m (0.0 ft)	
Accuracy:	Inclination: ± 90° Azimuth*: 0 to 359.9° Distance: short range/light colored/large target: ± 30 cm (1 ft) Distance: long range/dark Colored/small target: ± 0.3 to 1 m (1 to 3 ft) Inclination: ± 0.25°; typical Azimuth*: ± 1°	

\*TruPulse 360/B and 360 R models only

Note: All specifications are subject to change without notice. (Rev. July 2011)

## TruPulse® Models

Specific Uses/Functions	TruPulse 200/B	TruPulse 360°/B	TruPulse 360° R
Has extra protection for harsher conditions	No	No	Yes
Measures azimuth with built-in compass	No	Yes	Yes
Measures distance, inclination and azimuth between two remote points	No	Yes	Yes
Converts Inclination Values into Percent Slope	No	Yes	Yes
Bluetooth® Communication	B model	B model	Yes
Available Colors	Yellow Grey	Yellow Grey	Black
Affordability	\$ / \$+	\$\$ / \$\$\$	\$\$\$